



Begin your  
lifetime of  
quilting  
enjoyment

# Awaken your inner quilt artist

Handcrafted with the quilter in mind, APQS longarm quilting machines are simple to use, easy to maintain and backed by an industry-leading lifetime warranty on parts and labor.

Discover how you can take your passion for quilting to the next level with an APQS quilting machine. Learn how APQS will help you unleash your inner quilt artist and help you quilt inspired.

**Begin your lifetime of quilting enjoyment today!**



## TABLE OF CONTENTS

Lifetime Warranty.....	3
Millie and Millie 30.....	4
Freddie.....	6
Lucey.....	7
Lenni.....	8
Larry.....	9
Ellie.....	10
Halo Table.....	11
Standard Bliss Table.....	12
Deluxe Bliss Table.....	13
Quilt Path.....	14
Optional Accessories.....	15
Features.....	16-18





## Rest easy with our **Lifetime Warranty**

### **Lifetime warranty**

APQS longarm quilting machines are fully warranted to the original owner against defects in materials and workmanship for the lifetime of the product. If a machine ever fails due to a manufacturing defect – even after extended use – we will repair or replace the machine, free of charge.

### **Lifetime customer support**

Your relationship with APQS won't end once you purchase one of our machines. You become a member of the APQS family! We have certified technicians, technical support teams and educators ready to assist you. In addition, our retailer network and online educational tools like our blog, training videos and forum provide added support to help you grow your quilting skills.


### **An impeccable reputation**

Want to know what it's like to quilt on an APQS machine? Just ask an APQS owner. We've earned a reputation for quality and have designed our machines around quilters' needs. Whether you're a novice or an expert, we have a machine that's right for you.





# Millie



Karen McTavish APQS sales: <https://mctavishquilting.com>

## Specifications

### Millie:

Throat size: 26" x 10½"

Deluxe Bliss Table: 8', 10', 12' or 14'

Weight: 46 lbs (20.9 kg)

Needle speed: 0-3500 SPM

Footprint: 5' 3" W x 8', 10', 12' or 14' L

### Millie30:

Throat size: 30" x 10½"

Deluxe Bliss Table: 8', 10', 12' or 14'

Weight: 48 lbs (21.8 kg)

Needle speed: 0-3500 SPM

Footprint: 5' 10" W x 8', 10', 12' or 14' L

# Meet our top-of-the-line machines, **built with every feature a quilter could ever want.**

Combining innovation and engineering with a timeless design, these machines are guaranteed to bring you a lifetime of quilting enjoyment. Millie30 has four extra inches of throat space helping you to complete quilts faster and incorporate even bigger elements. Millie30 especially well suited for quilters who plan to use a computerized quilting system with their machine.

## What makes Millie & Millie30 so special?

### MILLIE & MILLIE30 FEATURES

- Lower bobbin thread cutter
- Directional locks
- Touch pad controls
- Low bobbin indicator
- Top thread break sensor
- Front & rear multi-position handles
- Deluxe Bliss™ Table

### Available options for Millie

- Quilt Path™ computerized quilting system
- Quilt Glide stitch mode
- Overhead lighting
- Automatic Quilt Advance with foot pedal control
- Hydraulic table lift
- M Bobbin
- In-home set-up by factory-certified technician

Millie 30



Karen McTavish APQS sales: <https://mctavishquilting.com>



# Freddie

## You can't describe it.

**You have to quilt with it and when you do, you will have a smile on your face.**

The simple, easy-to-use controls combined with its lightweight handling make Freddie the perfect quilting machine for homes, quilt studios or commercial quilt shops. Freddie is a high quality, full-featured machine that will bring you a lifetime of quilting enjoyment.

### What makes Freddie so special?

#### FREDDIE FEATURES

- Touch pad controls
- Low bobbin indicator
- Top thread break sensor
- Straight-line horizontal quilting
- Front & rear multi-position handles
- Deluxe Bliss™ Table

#### Available options for Freddie

- Quilt Path™ computerized quilting system
- Quilt Glide stitch mode
- Overhead lighting
- Automatic Quilt Advance with foot pedal control
- Hydraulic table lift
- M Bobbin
- In-home set-up by factory-certified technician

#### Specifications

Throat size: 26" x 10½"

Deluxe Bliss Table: 8', 10', 12' or 14'

Weight: 45 lbs (20.4 kg)

Needle speed: 0-3500 SPM

Footprint: 5' 3" W x 8', 10', 12' or 14' L



# Lucey

**Lucey feels as if somebody handcrafted a quilting machine just for you.**

When you quilt with Lucey, you'll quickly understand why APQS quilting machines are known for being easy to use and simple to operate. Everything is designed, engineered and crafted to be approachable, inviting and simple to use. Lucey offers the throat space of our top-of-the-line machines - making it an exceptional value.

## What makes Lucey unique?

### LUCEY FEATURES

- Straight line horizontal quilting
- Front & rear multi-position handles
- Standard Bliss™ Table

### Available options for Lucey

- Quilt Path™ computerized quilting system
- Overhead lighting\*
- Deluxe Bliss Table upgrade
- Automatic Quilt Advance with foot pedal control\*
- Hydraulic table lift
- M Bobbin
- In-home set-up by factory-certified technician

### Specifications


Throat size: 26" x 10½"

Deluxe Bliss Table: 8', 10', 12' or 14'

Weight: 44 lbs (20.0 kg)

Needle speed: 0-3500 SPM

Footprint: 5' 3" W x 8', 10', 12' or 14' L





# Lenni

Lenni is  
graceful  
in every way.  
The way it handles,  
feels and quilts.

With Lenni, we have transferred the know-how of our bigger machines to a more compact size. It is the essence of APQS in its simplest, purest form – a fun and affordable longarm. Everything is designed, engineered and crafted to be approachable, inviting and simple to use. Lenni's compact footprint and simple controls make him ideal for home studios and powerful enough for professional quilters.

## What makes Lenni so special?

### LENNI FEATURES

- Front & rear multi-positional handles
- Standard Bliss™ Table

#### Available options for Lenni

- Quilt Path™ computerized quilting system
- Hydraulic table lift
- M Bobbin
- In-home set-up by factory-certified technician

### Specifications


Throat size: 22" x 8"

Standard Bliss Table: 8', 10' or 12'

Weight: 40 lbs. (18.1 kg)

Needle speed: 0-3500 SPM

Footprint: 4' 6" W x 8', 10' or 12' L





# Larry

Begin your longarm quilting journey.

## Meet Larry.

Relentlessly pursue your quilting passion. Larry is APQS in its simplest, smallest and most economical form. When quilting feels effortless, creativity happens. Larry has all the features APQS is known for and is backed by the unmatched APQS lifetime guarantee. Now you can own an APQS longarm at a midarm price.

### Specifications

Throat size: 18" x 8"

Standard table: 8', 10' or 12'

Weight: 37 lbs (16.8 kg)

Needle speed: 0-3500 SPM

Footprint: 3' 9" W x 8', 10' or 12' L



### What makes Larry so special?

#### LARRY FEATURES

- Multi-positional front handles
- Standard table

#### Available options for Larry

- Pantograph Kit (*As seen in the smaller image on the right*)
- M Bobbin
- Quilt Path computerized quilting system
- Standard 12' Table
- Hydraulic lift table
- Bliss™ Track System
- In-home set-up by factory-certified technician



# Ellie

## Meet Ellie and our Halo Table.

**This duo delivers big quality within our smallest footprint ever.**

**No giant quilting room? No problem.** Ellie is APQS's smallest and most economical quilting machine. Her simple to learn and easy-to-use controls, combined with lightweight handling make her the perfect, economical quilting machine for any small space because she is perfectly paired with our Halo Table.

You'll be able to use this dynamic duo in a spare bedroom or office. But even though this duo is petite, you'll have an actual quilting space of 53" wide and 15 1/2" deep. Along with Ellie's 18" of throat space, you can tackle any size project from small table runners to larger quilts.

Ellie on the Halo Table creates the perfect quilting combination, allowing you to gain an incredible quilting experience backed by our lifetime warranty and customer support. It's never been easier or more affordable to enjoy American-made quilting luxury – with our smallest package yet.

### Specifications


Throat size: 18" x 8"

Table: Halo Table

Weight: 37 lbs (16.8 kg)

Needle speed: 0-3500 SPM

Footprint: 3' 8" x 5' 6"



## What makes Ellie so special?

### ELLIE FEATURES

- Multi-positional front handles
- Halo Table

### Available options for Ellie

- Pantograph Kit
- M Bobbin
- In-home set-up by factory-certified technician




# Halo Table

The size of your quilt is no longer limited by the width of the frame. Our Halo Table delivers the perfect table frame for any size project. Sitting at only 5' 6" wide X 3' 8" deep, the table is easy to assemble and designed to make moving your quilt around a breeze.

Simply lay your basted quilt over the Halo frame and attach it with our easy-to-use clamps and begin quilting, moving the quilt and reclamping as you go.

Our custom track system comes standard on our Halo table allowing for smooth machine movement and the high-end feel of our larger models. You'll quilt with the ease that only APQS machines and tables deliver. Halo also features easy table height adjustment to allow for standing or seated quilting.



# Table Options

## Bliss Tables

---

APQS longarm tables are meticulously designed and built with lots of time-saving features to help you easily manage your quilt. For example, the quilt top, backing and batting all load from the top, eliminating the need for bending to attach your quilt. Plus, our table rails and rollers don't have junction points, which streamline the design and make it possible for our wheels to move smoothly, preventing any sway.

Bliss – it's the only word we could find that could possibly describe that effortless feeling you'll get when you quilt with our exclusive track system. Specially designed horizontal wheels on the sewing head and roller bearings on the table rails provide smooth, effortless and easy movement allowing you to quilt for hours without feeling tired.

## Adjustment-Free Quilt Take-up Roller

---

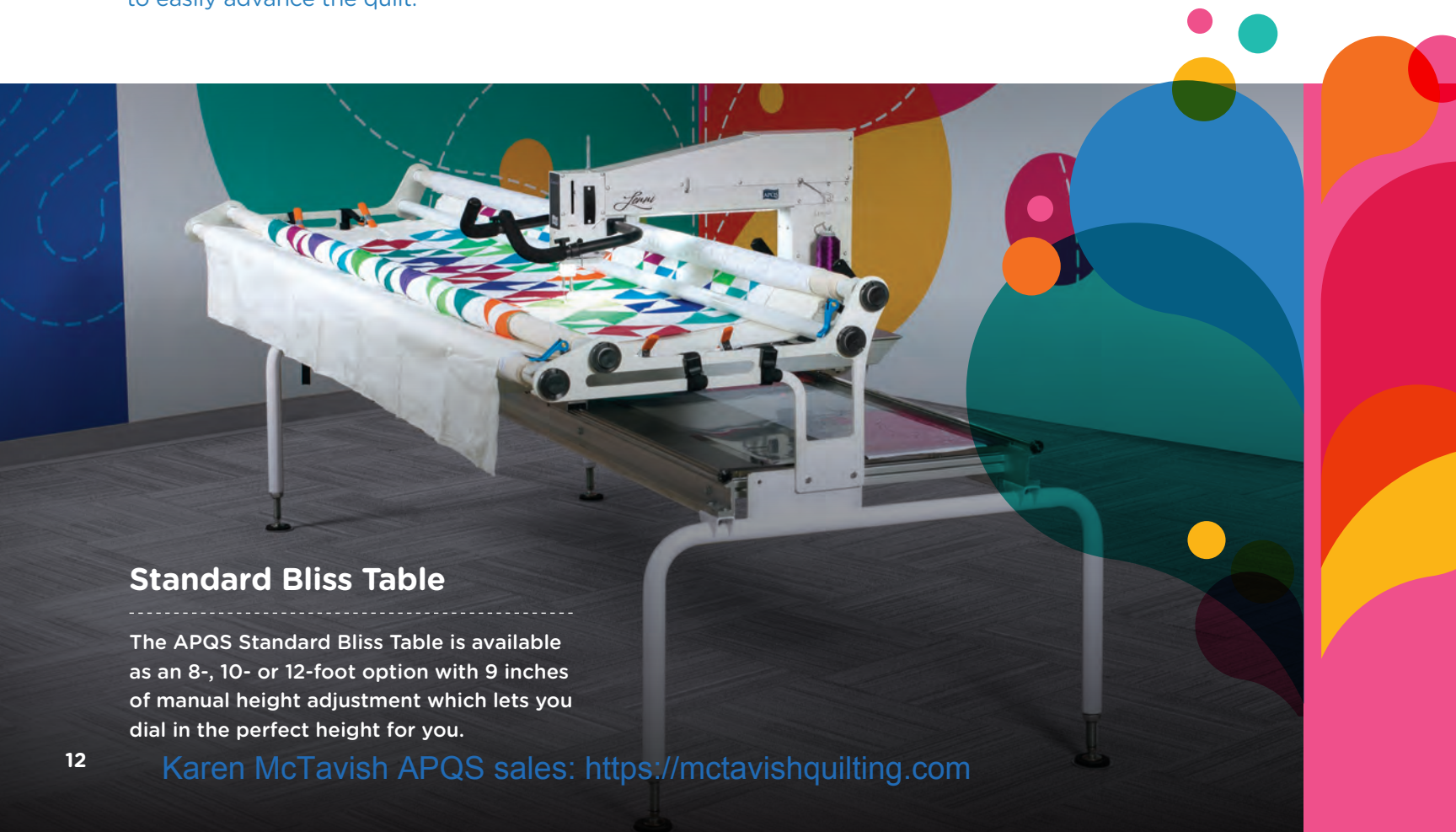
Most machine tables require the quilter to raise the take-up roller as the quilt sandwich is advanced to keep it from rubbing on the machine's throat. The APQS Adjustment-Free Quilt Take-up Roller is already centered in the throat of our machines. You'll never have to waste time raising or adjusting it, even at the end of a king- or queen-size quilt. Our unique compression roller brakes let you adjust the quilt layers independently to manage all quilt types – from delicate antique quilts to heavy denim throws. Simply lift the brake handle to easily advance the quilt.

## Standard Bliss Table

---

The APQS Standard Bliss Table is available as an 8-, 10- or 12-foot option with 9 inches of manual height adjustment which lets you dial in the perfect height for you.

Karen McTavish APQS sales: <https://mctavishquilting.com>







## Deluxe Bliss Table

The 8-, 10-, 12- or 14-foot Deluxe Bliss Table comes with 9 inches of manual height adjustment which lets you dial in the perfect height for you.

*Shown here with optional Overhead lighting, Hydraulic Lift and Automatic Quilt Advance.*

Karen McTavish APQS sales: <https://mctavishquilting.com>

# Quilt Path™

## computerized quilting system

### Professional power at your fingertips.

Quilt your masterpiece with ease and professional accuracy using Quilt Path made specifically for APQS quilting machines. Enjoy the benefits of a professional computerized quilting system in the comfort of your own home. Quilt Path's easy-to-use touchscreen tablet makes it simple for you to design and lay out your project and let Quilt Path quilt it.

#### Features

- Software to design your own patterns, pantographs, borders and full-quilt layouts.
- Mirror, rotate, or adjust your layout including precise pattern placement on your quilt.
- Alternate and nest patterns and rows.
- Record and save freehand patterns for future use.
- Access a vast library of 750 quilt-ready patterns.
- Import a wide variety of pattern files.
- Remove your Quilt Path touchscreen tablet and lay out your next quilt from anywhere.
- Thread break protection so you can multitask while quilting.
- Professional accuracy.
- Quick and simple installation. No machine removal needed.
- Quilt Path is completely independent of the quilting machine. Adding no extra weight when free motion quilting.
- Quilt Path can be added to any APQS model year 2013 or newer that has the Bliss Tracking System.



# Optional accessories

## Quilt Glide Stitch Mode

The Quilt Glide Stitch Mode allows you to get over 20 stitches per inch while in stitch regulation mode. This makes micro stippling and small detailed stitching effortless so you can focus on your design, not how fast or slow you can move the machine. With Quilt Glide, you can create custom designs more efficiently.



## Automatic Quilt Advance

The Automatic Quilt Advance with foot pedal control lets you advance or back up your quilt with the push of a button or a toe tap on the foot pedal. The motorized advance turns the take-up roller to move your quilt ahead, saving time while also keeping the quilt layers smooth and aligned. The Automatic Quilt Advance adds an additional 8 inches to the width of the machine footprint.



## Hydraulic Lift

The Hydraulic Lift is available as an upgrade. It lets you adjust table height 9 inches with the push of a button, so you'll always quilt in comfort. This means you can change the height for different quilting techniques, different machine users or even when you're simply wearing different shoes. Fine-tune the best machine height for your quilting style.



## Overhead Lighting

Illuminate your workspace with an Overhead Lighting System from APQS. Simple to assemble and install on the Deluxe Bliss™ Table. Since the system attaches directly to your frame, if you need to move your machine to a different spot, the light moves with it to always keep your quilting area well-lit.

The lighting system brings the total height of the APQS machine to 82 inches with the legs set as low as possible. If you're considering this system, be sure to measure the height of your ceiling prior to purchasing the system.



## M Bobbin


Choose the bobbin size for your machine based on the quilting style you enjoy. All machines come standard with an L Bobbin but can be upgraded to an M Bobbin.



# APQS machine features

At APQS we believe  
**quilting should be fun!**

That is why our machines include numerous functions and features that allow you to quilt effortlessly for hours. If you're looking for a lifelong relationship with more than simply a quilting machine, APQS is for you!



## **Lower bobbin thread cutter**

This feature lets you cut your bobbin with a simple touch of a button to quickly swap out thread colors and move to a new area of your quilt.




## **Directional locks**

By pressing a single button, you'll quilt perfectly straight horizontal and vertical lines with this feature. Easily baste quilt tops and keep loaded quilts straight as you work. The directional locks makes modern "matchstick" quilting lines a breeze.



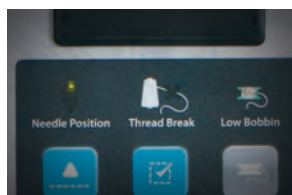
## **Touch pad controls**

The simple touch pad and handle-mounted controls let you operate and control your quilting with the touch of a button. You will be able to complete projects faster and easier than you ever dreamed possible.



## **Low bobbin indicator**

You will not have to worry about quilting a design, only to discover you ran out of bobbin thread several blocks back! The low bobbin indicator alerts you, so you can change it in plenty of time.



## **Top thread break sensor**

Whether you're working on the front or back of the machine, an audible alert and visual signal let you know if your top thread breaks so you can quickly get back to quilting.



## **Straight-line horizontal quilting**

Baste and load quilts quickly with the horizontal straight-line lock. Use the built-in single stitch feature to place your basting stitches precisely where you want them.





### Bliss™ Track System

Bliss – it's the only word we could find that could possibly describe that effortless feeling you'll get when you quilt with our exclusive track system. Specially designed horizontal wheels on the sewing head and roller bearings on the table rails provide smooth, effortless and easy movement allowing you to quilt for hours without feeling tired.

Unlike other channel systems on the market, the APQS rail profile prevents dirt and thread build-up so you can spend more time quilting and less time cleaning. No adjustments are needed – all you have to do is quilt. Bliss can also be retrofitted to most existing APQS machines.



### Stitch regulator

Our stitch regulator is the most precise in the industry. It provides accurate stitches – where you want them, when you want them. Most stitch-regulated machines simply measure speed and the distance moved, but our stitch regulator also measures direction, which is critical for achieving the crisp points and sharp corners, especially for stops, starts and quick direction changes. Switch off the stitch regulator to dial in the speed of the needle to match the complexity of the design. (All machines stitch from 0-3,500 stitches per minute).



### LED lighting

Bright clear lighting of your workspace increases your accuracy and makes quilting easier. Our machine's LED lighting illuminates your work area, from the needle to the machine's throat, with bright light so you can see every stitch, every detail as you quilt. A built-in black light provides contrast when stitching with white thread on a light quilt or other difficult-to-see thread and fabric combinations.



### Quick-change hopping foot

Your machine comes ready to accept different optional feet for the different kinds of quilting you do. This makes it simple to change out the machine's standard template/ruler hopping foot for another foot such as an optional open toe foot for increased visibility.



### L Bobbin

All machines come standard with the L bobbin.



### Single stitch function

Our single stitch button is built into every handle switch for easy access right at your fingertips. Easily bring the bobbin thread to the top to keep the back of your quilt free from thread tails. Whether you like to tack your starting/ending stitches or knot & bury, you can control it all with the touch of a button. Use this feature to easily, yet precisely, place basting stitches exactly where you want them.



# APQS machine features



## Simple disc thread tensioner

APQS uses the highest quality industrial-grade disc-style tensioner. Because it adjusts tension as the thickness of the thread changes, you can use virtually any kind of thread, from heavy polyesters to fussy cottons with ease.



## Pantograph Kit

The Pantograph Kit includes rear handles, laser light and tabletop. This provides everything you need to quilt edge-to-edge with your quilt design. Move the laser to the front to trace block designs and motifs.



## Auto needle positioner

Choose whether you want the needle to stop in the full up or down position when you come to a halt. With the auto needle positioner, you never have to worry about tearing a quilt because the needle stopped partially in the fabric.




## Sewing head design

Our head design maximizes your quilting space. More quilting space saves you time, allowing you to quilt more before rolling the quilt. The quiet enclosed DC motor and integrated electronics are tucked behind the clean lines of the machine but give you the horsepower you need to stitch through bulky seams with ease.



## Multi-positional handles

Easily adjust your machines's multi-position front and rear handles from both sides of the machine to fit you comfortably. The front handles are independently adjustable up and down while also featuring tilting hand grips to help you enjoy longer quilting sessions and avoid muscle strain. Their design provides great needle visibility and lets you quilt longer with less fatigue.



## Bobbin winder

Load your own bobbins with thread that matches your specific needs so you can focus on the quilting process. The bobbin winder comes standard with all machines and is a high-quality industrial bobbin winder that evenly and quickly loads your bobbins with reliable tension.





# APQS Showroom

**McTavish Quilting Studio**  
**1831 East 8th Street, Suite G101**  
**Duluth MN 55812**

**(218) 391-8218**  
**[karen@mctavishquilting.com](mailto:karen@mctavishquilting.com)**



QUILT FOREVER!

[APQS.com](http://APQS.com)

425 W. Hwy 30 | Carroll, Iowa 51401 USA | (800) 426-7233



Karen McTavish APQS sales: <https://mctavishquilting.com>